



Rhode Island Coalition to End Homelessness

Welcome to the 2024

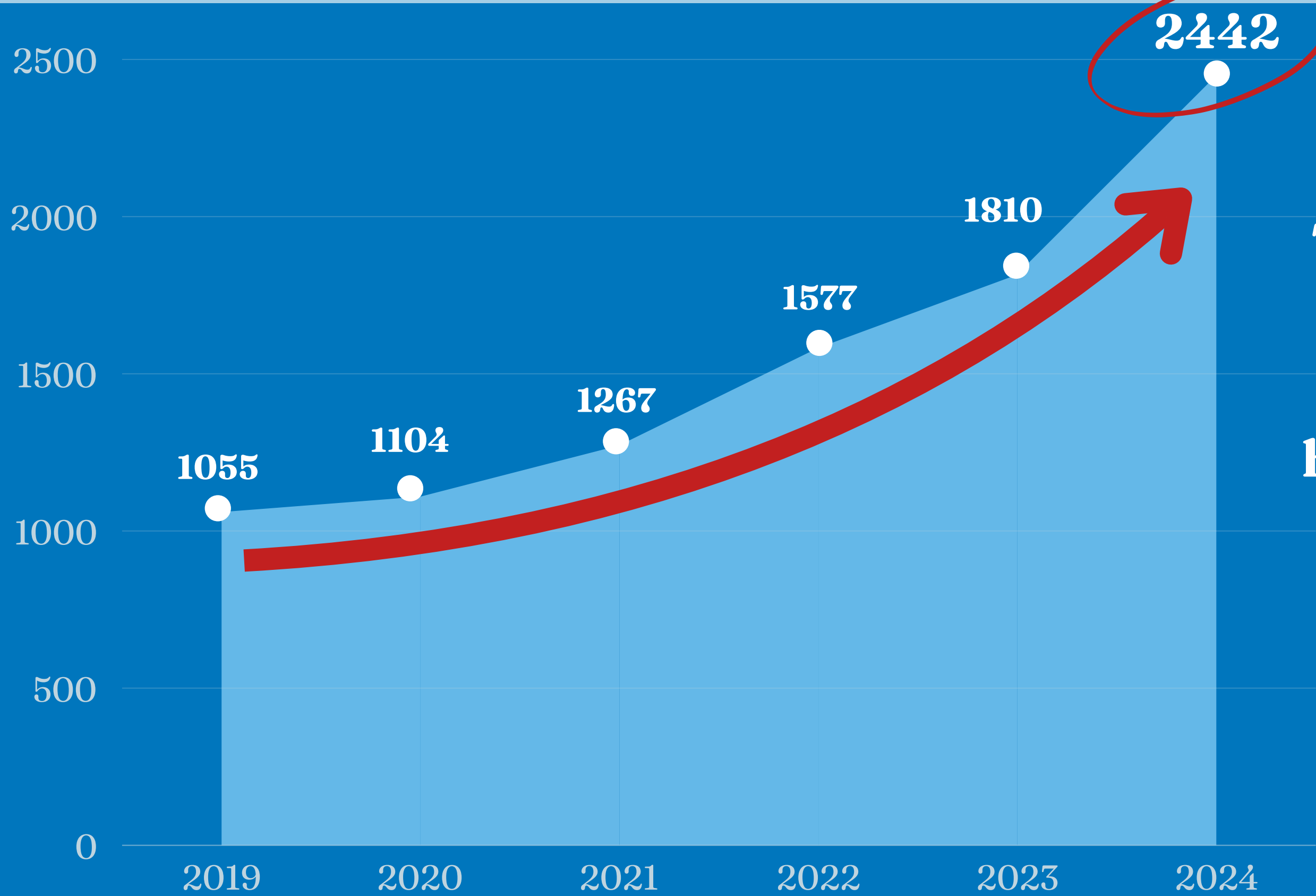
# The State of Homelessness

DATA DRIVEN, SOLUTION FOCUSED





# Homelessness Continues to Rise



**The Annual Point-In Time Count resulted in an increase in persons experiencing homelessness since last year of**

**34.9%**

Source: Rhode Island/HUD PIT Report 2019-2024, Data includes Domestic Violence Shelters and other non HMIS participating sites.

# Increased System Inflow



**Total Persons**  
**2,716**



**Total Households**  
**1,795**



New Clients  
continue to enter  
the system at an  
high rate.

These are clients  
that are coming to  
our system  
**for the very first  
time.**

# Contributing Factors

**\$14 per hour**

RI minimum  
working wage

**\$728**

Rent affordable with  
full-time paying  
minimum wage

You have to work

**78 hours per week**

to afford a 1-bedroom rental  
home at fair market rent

More than **a third** of Rhode  
Island households, or  
**143,023** of them, are cost  
burdened.

RI ranks **12th** highest  
in the nation for the  
wage needed to afford  
to rent.

**\$1,417**

1-bedroom fair  
market rent

**\$1,726**

2-bedroom fair  
market rent

**\$45,560**

Median renter  
household income



Sources: NLIHC Out-of-Reach Report, 2024 HousingWorks RI Fact Book



Rhode Island Coalition to End Homelessness




# Current Situation

# Point in Time Count

On the night of January 24, 2024




Rhode Island Coalition to End Homelessness



**2,442**  
Total Persons



**1,565**  
Individuals




**877**  
Persons in Families



**142**  
Young Adults  
(ages 18-24)



**130**  
Veterans



**756**  
Chronic Homeless  
Persons



**181**  
Persons Fleeing  
Domestic Violence

**Were Experiencing Homelessness**

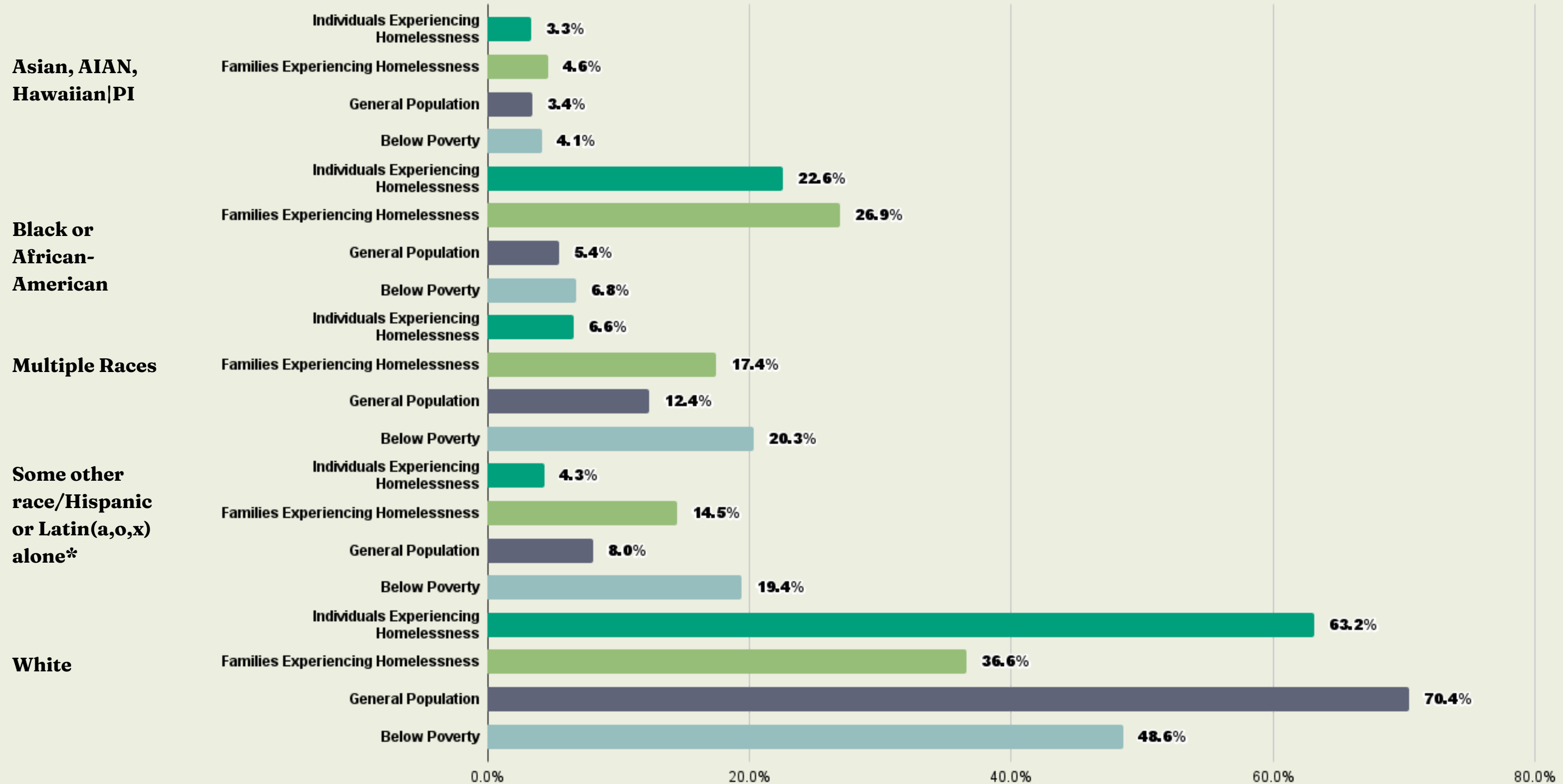
**657**  
**Persons**  
who had at least  
one night  
unsheltered in  
the last 2 weeks.

Source: Rhode Island/HUD PIT Report 2024, Data includes Domestic Violence Shelters and other non HMIS participating sites & Unsheltered, Report Period is the last 15 days (Pulled 11/7/24)

# Unsheltered Equity Analysis

We need to continue to address and reduce racial disparities in access to shelter and housing.

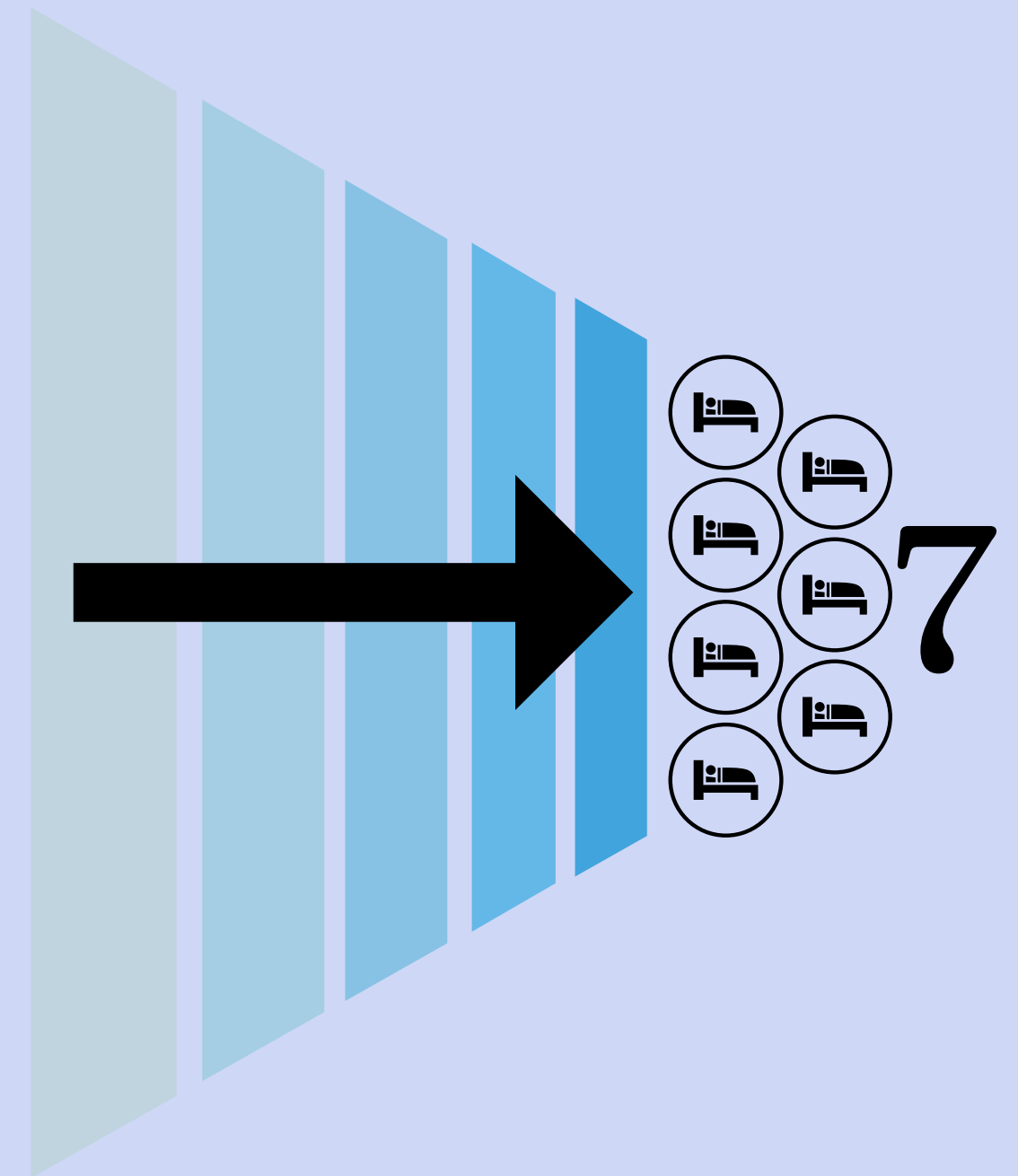

Black and African American households make up 5.4% of the population in RI according to the 2020 Census. Of those households, 6.8% are reportedly living in poverty but a staggering 27% in families and 23% of individuals are experiencing homelessness in RI.



Source: Rhode Island/HUD PIT Report 2024, Data includes Domestic Violence Shelters and other non HMIS participating sites.



# There are **1,055** Unsheltered Persons Waiting for Shelter

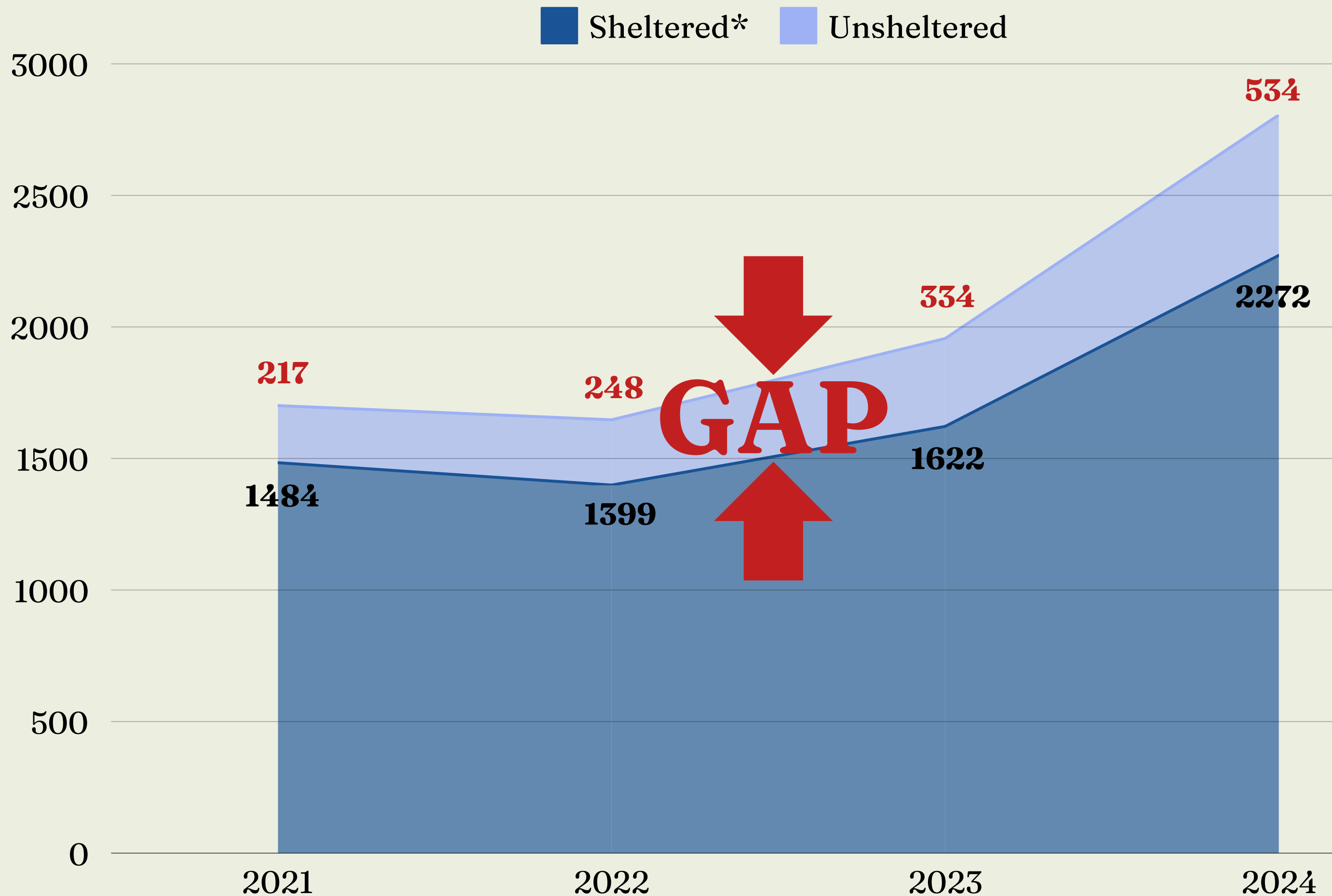


**...but in the last year there were only an average of 7 openings per day**

Even though new  
Emergency  
Units  
have been added  
to the system  
each year,  
there is still  
a gap  
when compared  
to the growing  
number of  
persons outside




The Rhode Island Coalition to End Homelessness



Source: Rhode Island/HUD PIT Report 2021-2024, Data includes Domestic Violence Shelters and other non HMIS participating sites.

\*Sheltered includes all Emergency Shelter and Transitional Housing Projects

# There are **2,013** Persons Waiting for Housing



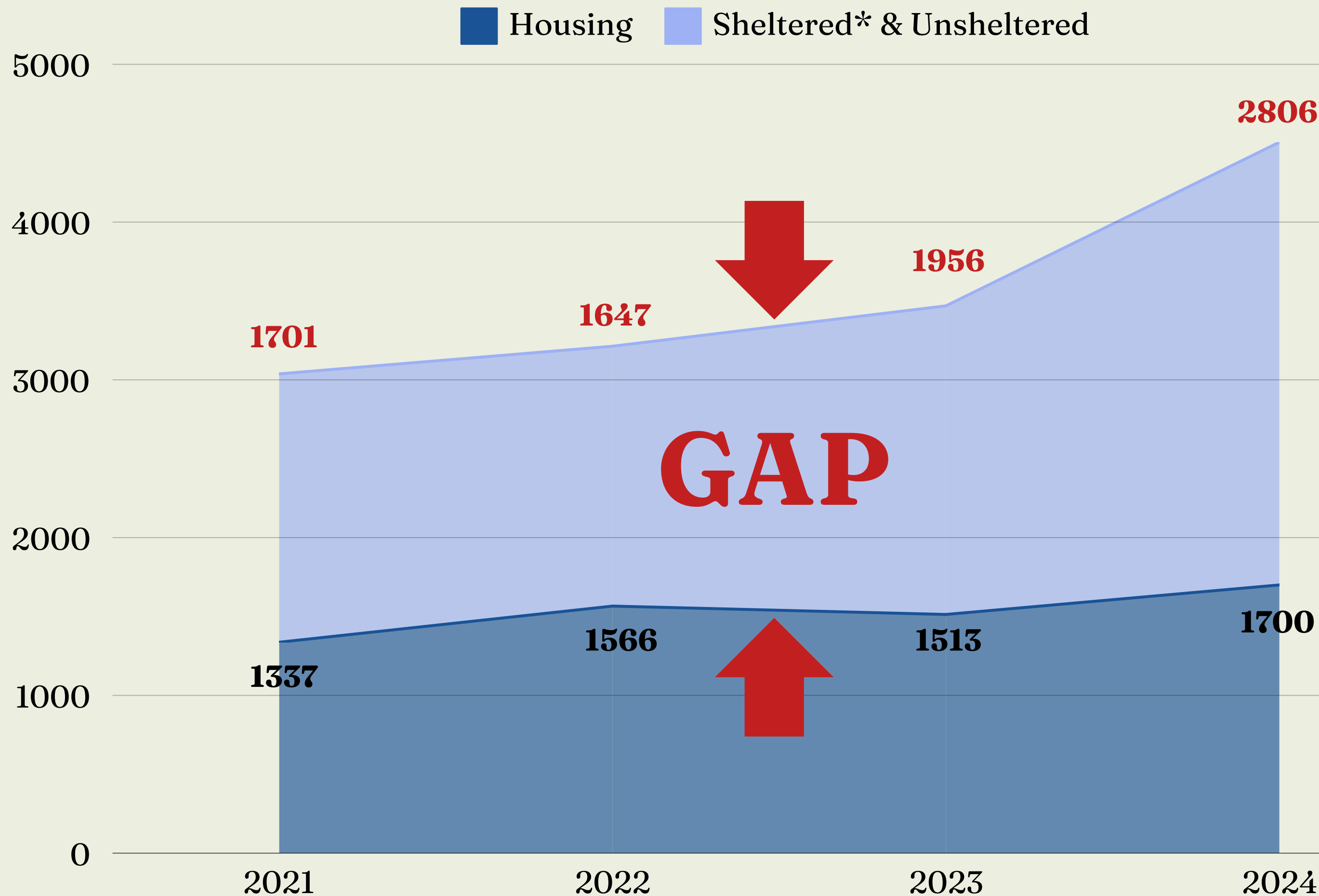
...but in the last year there were only an average of **24** openings per month



The number of available housing units within the system have not kept up with the increasing number of persons experiencing homelessness



The Rhode Island Coalition to End Homelessness



Source: Rhode Island/HUD PIT Report 2021-2024, Data includes Domestic Violence Shelters and other non HMIS participating sites.

\*Sheltered includes all Emergency Shelter and Transitional Housing Projects



# Solutions to Preventing and Ending Homelessness

Source: National Alliance to End Homelessness



## A Coordinated Approach (CES)

Provides equitable access to housing and support services for individuals facing homelessness



## Shared Data System (HMIS)

Responsible for managing, training, collecting and reporting data into and out of the system as well as the annual PIT count



## Statewide Street Outreach Coordination

Offering training, technical assistance, case conferencing and support to Street Outreach teams, while coordinating coverage to ensure far reaching assistance for those experiencing homelessness

## Performance Measurement and Evaluation

Collecting and analyzing specific data points on a regular basis to monitor trends and inform community conversations

## Housing

Investing in affordable housing is paramount for moving people out of an already overburdened system

## Planning

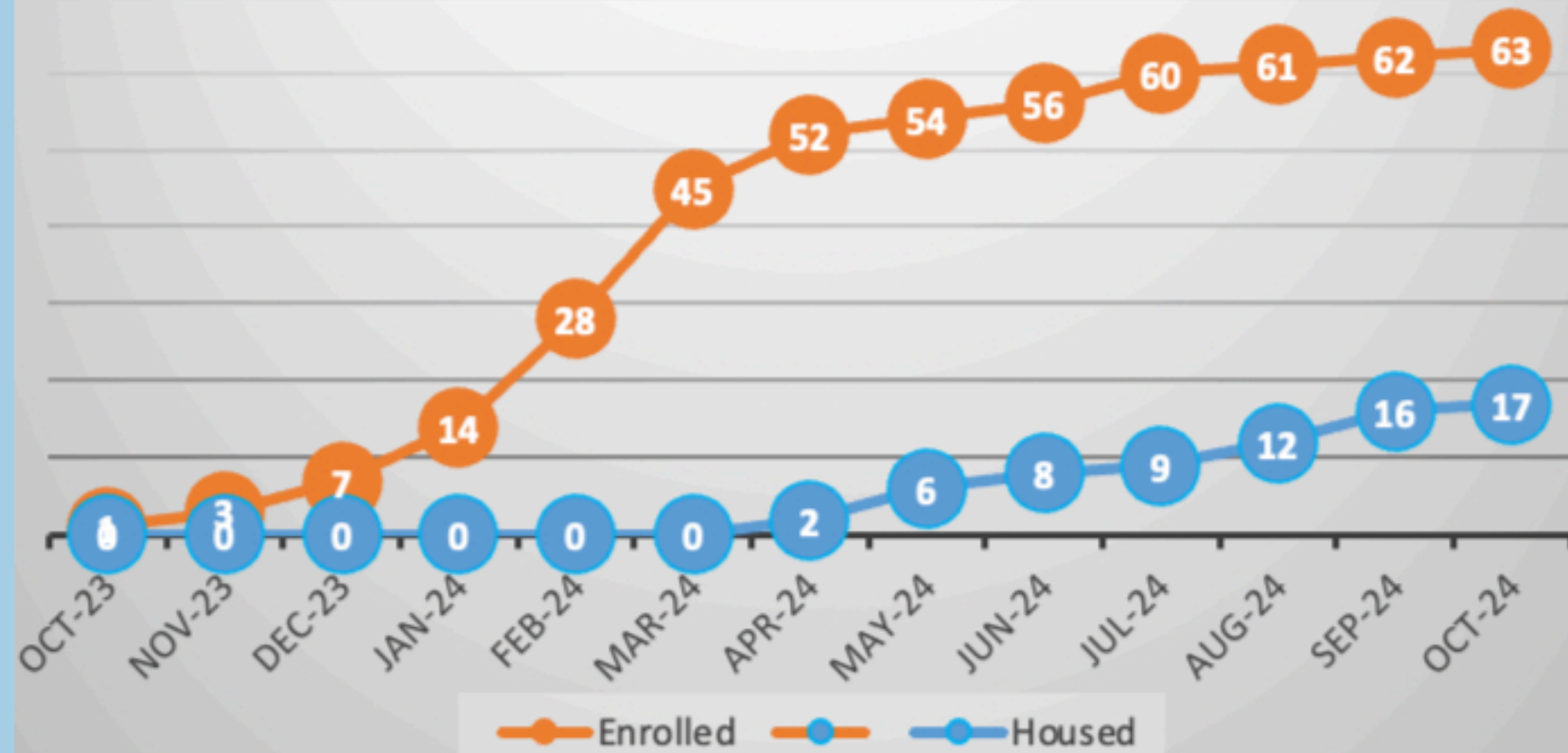
Homeless isn't solely a Homeless System Problem, it is a state wide multi sector issue that requires community partnership and innovate solutions





# Creative Solutions Underway in RI

Enrollments and Lease-Ups | Cumulative  
Oct 23 - Oct 24



## Pay For Success

**63 enrolled**

**17 housed**

Data pulled Oct. 23-24

## Housing Problem Solving ( HPS) with our Partners at Crossroads RI

Data pulled 1/1/2024 - 10/31/2024



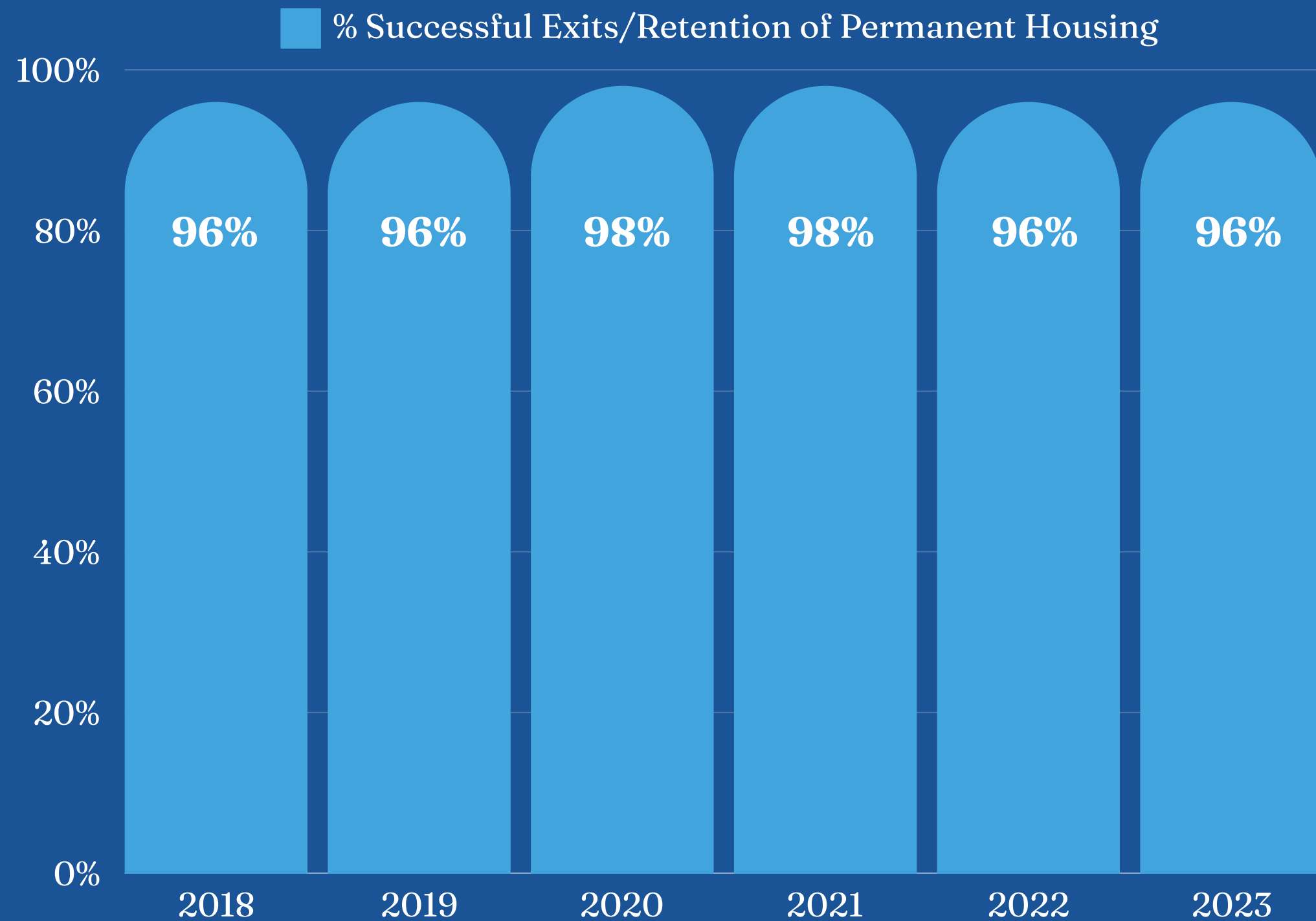
### Housing Problem Solving

1/1/2024 - 10/31/2024

	<u>Metrics</u>	<u>HPS</u>
1	Total persons served	2,320
2	Total persons exited from homelessness	1057
3	Average amount of financial assistance needed to exit a households from homelessness	\$2,200

# A Housing First Approach Works!

**Rhode Island continues to have very high Permanent Supportive Housing Retention rates each year!**



Source: HMIS Rhode Island System Performance Measures 2018-2023, Measure 7b.2



Rhode Island Coalition to End Homelessness

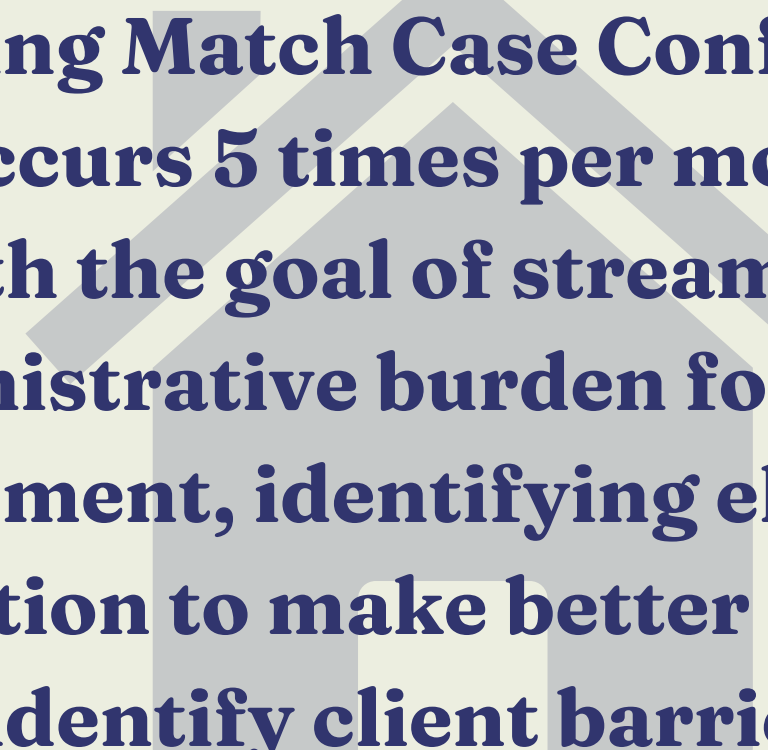


# Unsheltered and Housing Match Case Conferencing

Ensuring no one falls through the cracks



**Unsheltered Case conferencing is held in various communities 8 times per month, helping to connect unsheltered persons from the different regions with Street Outreach and Coordinated Entry Services**



**Housing Match Case Conferencing occurs 5 times per month, with the goal of streamlining administrative burden for referral management, identifying elements for collection to make better referrals, identify client barriers.**

**Regional Areas Include:**

- Pawtucket/Providence
- Woonsocket
- East Bay
- Newport County
- Washington County
- Kent County
- Washington County

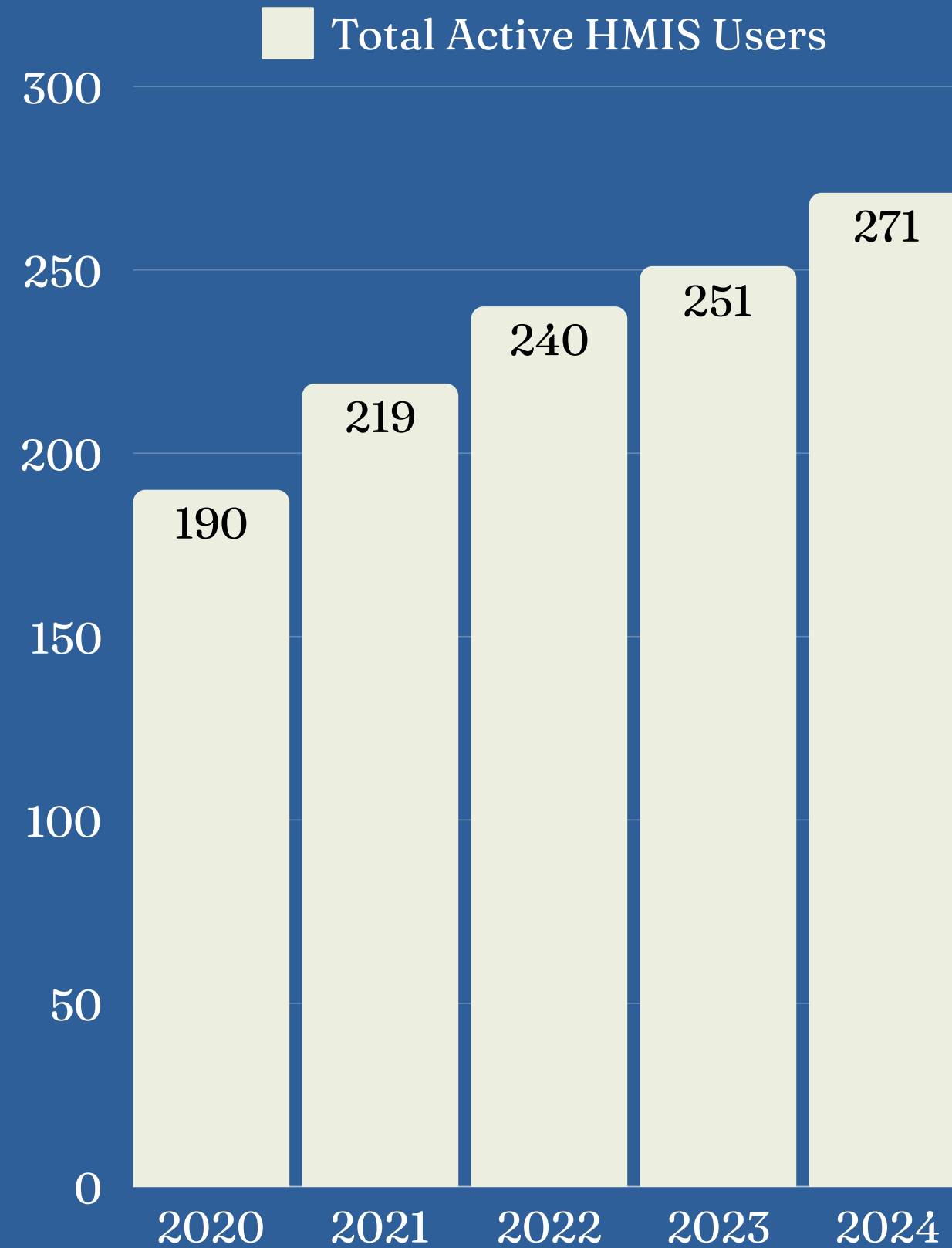
**Sub-Populations Include:**

- Individuals
- Families
- Veterans
- Transitional Aged Youth
- Persons Fleeing Domestic Violence

# Homeless Management Information System (HMIS) Growth

**HMIS continues to see growth in participation and requests for data regarding Homelessness**

**Currently there are**  
**-271 HMIS Users**  
*(232 of those users having Coordinated Entry Access)*  
**-43 Agencies**  
**-201 Projects**



**HMIS is also the only non-state entity currently participating in Rhode Island's Data Ecosystem, which is an integrated data system that links data across state agencies to drive holistic improvements in human well-being.**

# Policy and Advocacy

**Successfully advocated for budget amendment for FY 25 homeless service funds**  
*February 2024*

**Fair Notice Bill**  
Requires landlords to give 60 days notice to raise rent  
*June 6, 2024*

**Code Red/Code Blue**  
Gives direction to cities and towns on warming/cooling centers openings dependent on weather.  
*May 2, 2024*

**Affordable Housing Rent Pilot Program**  
Reduced rent would be offered to eligible tenants.  
*April 2024*



\$120 million Housing and Community Opportunity bond to create affordable housing, promote homeownership, revitalize communities



**ACT  
NOW !**



Sign up for our **newsletter**, where we keep you up to date on the work being done to end homelessness in RI.



**Donate!** Relying just on federal & state funding can limit the work we do.



**Support legislation** that reduces barriers and supports affordable housing.



Work with friends and family to **reduce the stigma** around homelessness. Invite Voices of Homelessness to come speak at your event or classroom.

Together we can  
end  
homelessness



## Thank you to our Community Sponsors



The Rhode Island Coalition to End Homelessness

### Impact Partners

BankRI

Blue Cross Blue Shield of Rhode Island

Care New England

### Community Heroes

FHL Bank Boston

Point32Health

### Neighbor Sponsors

Beacon Mutual Insurance

Coastal Credit Union

City of Pawtucket

Neighborhood Health Plan

Night Vision Technology Solutions, Inc

United Way

Washington Trust

### Ocean State Sponsors

Building Enclosure Science

Jewish Alliance RI

Rhode Island Housing